

JACK
China No.1

Shanghai stock
listed

A4B

ANTI THREAD-OFF COMPUTERIZED LOCKSTITCH MACHINE



2022年7月版

JACK TECHNOLOGY CO.,LTD

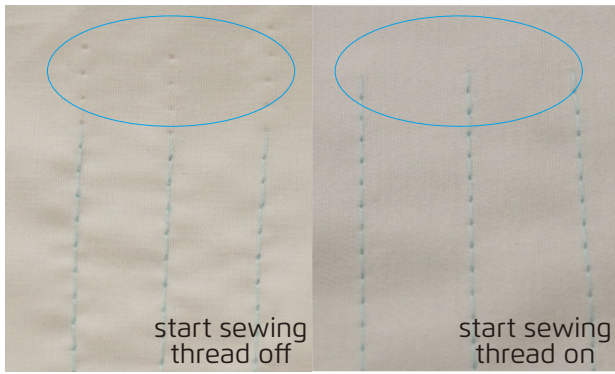
ADD:No.1008, Donghai Avenue East, Jiao jiang District, Taizhou City,
Zhejiang Province, China
TEL:0086-576-88177782
E-mail: sales@chinajack.com
www.chinajack.com



Jack Wechat




Jack Facebook



1 Bottom thread clamping to anti thread-off while starting sewing

Jack brand new patent for bottom thread clamping, effectively reduce the probability of thread-off while starting sewing




2 Stepping motor control, presser foot height adjustable

The height of the presser foot can be adjusted within the range of 0-13mm basing on the thickness of the fabric, saving time and convenience.



3 High precision stitch

stitch length can reach 0.1mm controlled by stepping motor. Stitch length adjustment function can be locked just in case operator's mis-operation.



4 Variable stitches, fashionable and beautiful

The height of the presser foot can be adjusted within the range of 0-13mm basing on the thickness of the fabric, saving time and convenience.

BUTTON INSTRUCTION



Long press for 3 seconds to factory reset



Start tack sewing mode
Short press, include start tack, double start bartack, off.



End tack sewing mode
Long press, include back tack, double start tack, off.



Pattern sewing mode
Press to change the pattern sewing mode and edit the pattern



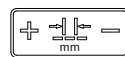
Eshort press, enter W bar-tacking
Long press, enter constant stitch sewing



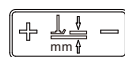
Short press, electronic thread tension
Long press, One-shot Sewing on



Short press, free sewing on
Long press, auto trimmer on



Stitch length adjustment, press + - to adjust



Presser foot height adjustment
Press + - to adjust



Short press presser foot up after trimming; presser foot up after auto trimming, convenient for collecting fabric
Long press presser foot up when sewing stop; presser foot up when stop sewing, easy to make corner stitches

Technical Parameters

Model	Needle	Thread Number	Stitch Length (mm)	Foot height (mm)	Max. speed (S.p.m)	Light Material	Mid-Heavy Material	Heavy Material	Volume (mm)	Weight (kg)
A4B-A-C	DB×1 11-18#	2	5	5-13	5000	√	√		690 295 550	40/46
A4B-A-CH-M	DB×1 11-18#	2	5	5-13	5000	√	√		690 295 550	40/46
A4B-A-CH	DP×5 18-21#	2	5	5-13	3500			√	690 295 550	40/46
A4B-A-C-7	DB×1 11-18#	2	7	5-13	3500	√	√		690 295 550	40/46
A4B-A-CH-7	DP×5 18-21#	2	7	5-13	3500			√	690 295 550	40/46